

COMPANY UP&DOWN DOWNLIGHT IN-GROUND BRICKLIGHT FLOODLIGHT BOLLARD BULKHEAD GARDEN URBAN CLASSIC URBAN MODERN POST LAMPS REFERENCES

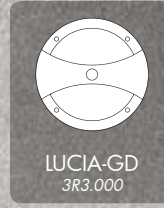
# LUCIA RANGE

ROUND



Round bulkhead lamp with ring, eyelid or guard cover. Made of shockproof resin material, UV-rays stabilized, rust and corrosion-free. Suitable for ceiling, wall and post installation also with bracket angled at 35°. Supplied as option with coloured backlit base. **Kelvin settable GX53 LED** or **E27** version available. Insulation class II, Protection rating IP66.

*Plafoniera circolare con cover ad anello, a palpebra o a manubrio. Realizzata in resina antiurto stabilizzata ai raggi UV, inattaccabile da ruggine e corrosione. Idonea per il montaggio a parete, a soffitto e a palo anche con braccio angolato a 35°. Disponibile anche con base per retroilluminazione colorata. Fornita nella versione a **LED GX53 con Kelvin impostabile** o **E27**. Classe di isolamento II, grado di protezione IP66.*



1R3.000.OR1

**CCT SETTABLE**

2700 K 4000 K 6500 K

SDCM <6




**LUCIA COMPONENTS**

IP 66



**COVER** made of shockproof resin material, UV-rays stabilized. Ring, eyelid and grid versions available.


*COVER in resina antiurto stabilizzata ai raggi UV, disponibile nella versione ad anello, a palpebra e a griglia.*

Opal **DIFFUSER** made of UV-rays stabilized polymethylmethacrylate (PMMA), with silicone rubber gasket to ensure high protection against external agents.

*DIFFUSORE opale realizzato in polimetilmetacrilato (PMMA) stabilizzato ai raggi UV. Completo di guarnizione in gomma siliconica per garantire un alto livello di protezione contro gli agenti esterni.*

**BASE** made of shockproof resin material, provided with E27 or GX53 lampholder. Available in different backlit colours to create a coloured effect on wall and ceilings.

*BASE realizzata in resina antiurto. Fornita completa di portalamпада E27 o GX53. Disponibile in diversi colori per creare una retroilluminazione colorata su pareti e soffitti.*



**LUCIA**

Dimensions and weight  
Diameter:  $\varnothing$  300 mm  
Depth: 90 mm  
Weight: 1 Kg

**Moulded colours:**

Black  White  Grey

**Diffuser PMMA:**

Opal

**LED LAMPS**



Technical details on page 552.

**GX53 LED**

FULLY PRE-WIRED



Bulkhead supplied **fully pre-wired** and complete with TÜV-CB certified, long-life, and Kelvin **settable GX53 LED lamp included**. Different wattages available.

- **COST SAVING:** long-life and efficient LED light sources
- **BUILT-IN DRIVER:** Quick and easy lamp replacement for a very simple maintenance after installation.

100 - 240 V		*ADD. SUFFIX			
	7 W	800 Lm	6500 K	.A1K	
			4000 K		
			2700 K		
	11 W	1300 Lm	6500 K		.B1K
			4000 K		
			2700 K		
18 W	2000 Lm	6500 K	.E1K		
		4000 K			
		2700 K			

7W 11W 18W = 60W 100W 150W incandescent

**SAVE 90%**

**E27**

FULLY PRE-WIRED




Bulkhead supplied **fully pre-wired** with **E27 lampholder**. White resin reflective plate designed to grant lampholder protection and isolation. Safe fixation of the electrical devices on the plate rear side.

*Daylight and motion sensor available as an option. Sensor operating voltage: 220-240V (120V available on demand).*

<b>E27</b> (CFL -LED)	max 160 mm	*ADD. SUFFIX .E27
<b>E27 + SENSOR</b> (CFL -LED)		.ES7

**CCT SETTABLE LED LAMP**



CCT switch settable in three different positions, to select the desired Kelvin temperature (2700K/4000K/6500K) and get a customized ambience.

**BOLLARD VERSION**



Lucia bulkhead range can be mounted on a pole with or without an angled bracket. More detailed information at page 184.

\* ADD THESE SUFFIXES TO THE REFERENCES MENTIONED IN THE CATALOGUE

# LUCIA RANGE

ROUND





**LUCIA E27**  
1R3.000.E27

Pcs 16  
Kg 16,8  
mc 0,194

CCT SETTABLE GX53 LED LAMP INCLUDED  
2700K/4000K/6500K

**LUCIA GX53**

<b>7W</b>	1R3.000.A1K
<b>11W</b>	1R3.000.B1K
<b>18W</b>	1R3.000.E1K

**REMI/LUCIA E27**  
1R3.602.E27

Pcs 16  
Kg 20  
mc 0,194

CCT SETTABLE GX53 LED LAMP INCLUDED  
2700K/4000K/6500K

**REMI/LUCIA GX53**

<b>7W</b>	1R3.602.A1K
<b>11W</b>	1R3.602.B1K
<b>18W</b>	1R3.602.E1K

**LUCIA-EL E27**  
2R3.000.E27

Pcs 16  
Kg 16,8  
mc 0,194

CCT SETTABLE GX53 LED LAMP INCLUDED  
2700K/4000K/6500K

**LUCIA-EL GX53**

<b>7W</b>	2R3.000.A1K
<b>11W</b>	2R3.000.B1K
<b>18W</b>	2R3.000.E1K

**REMI/LUCIA-EL E27**  
2R3.602.E27

Pcs 16  
Kg 20  
mc 0,194

CCT SETTABLE GX53 LED LAMP INCLUDED  
2700K/4000K/6500K

**REMI/LUCIA-EL GX53**

<b>7W</b>	2R3.602.A1K
<b>11W</b>	2R3.602.B1K
<b>18W</b>	2R3.602.E1K

**LUCIA-GD E27**  
3R3.000.E27

Pcs 16  
Kg 16,8  
mc 0,194

CCT SETTABLE GX53 LED LAMP INCLUDED  
2700K/4000K/6500K

**LUCIA-GD GX53**

<b>7W</b>	3R3.000.A1K
<b>11W</b>	3R3.000.B1K
<b>18W</b>	3R3.000.E1K

**REMI/LUCIA-GD E27**  
3R3.602.E27

Pcs 16  
Kg 20  
mc 0,194

CCT SETTABLE GX53 LED LAMP INCLUDED  
2700K/4000K/6500K

**REMI/LUCIA-GD GX53**

<b>7W</b>	3R3.602.A1K
<b>11W</b>	3R3.602.B1K
<b>18W</b>	3R3.602.E1K